

The Gettysburg College–Gilder
Lehrman MA in American
History:

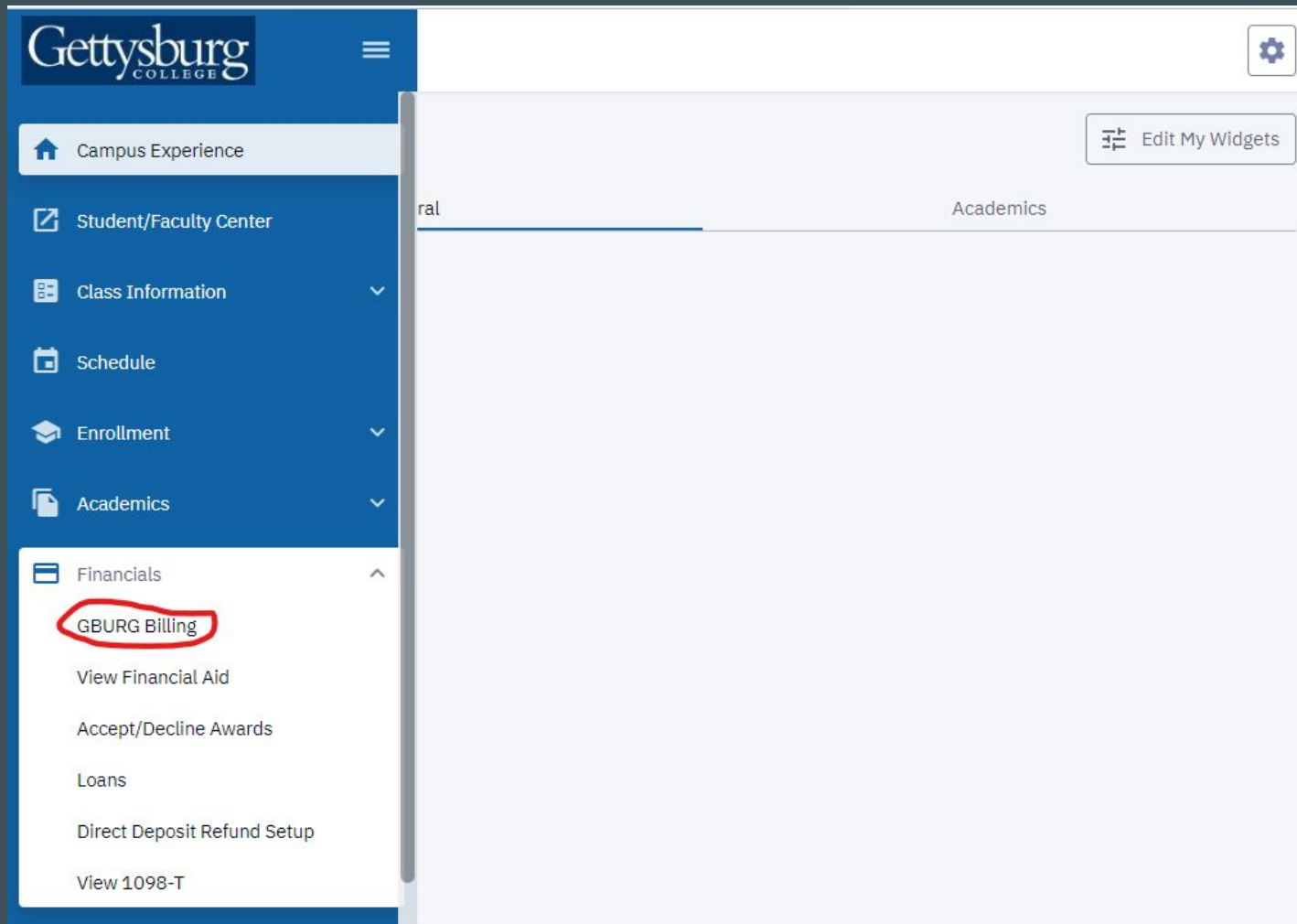
Tuition Instructions

To begin your tuition payment, login to Campus Experience with your Gettysburg College credentials:

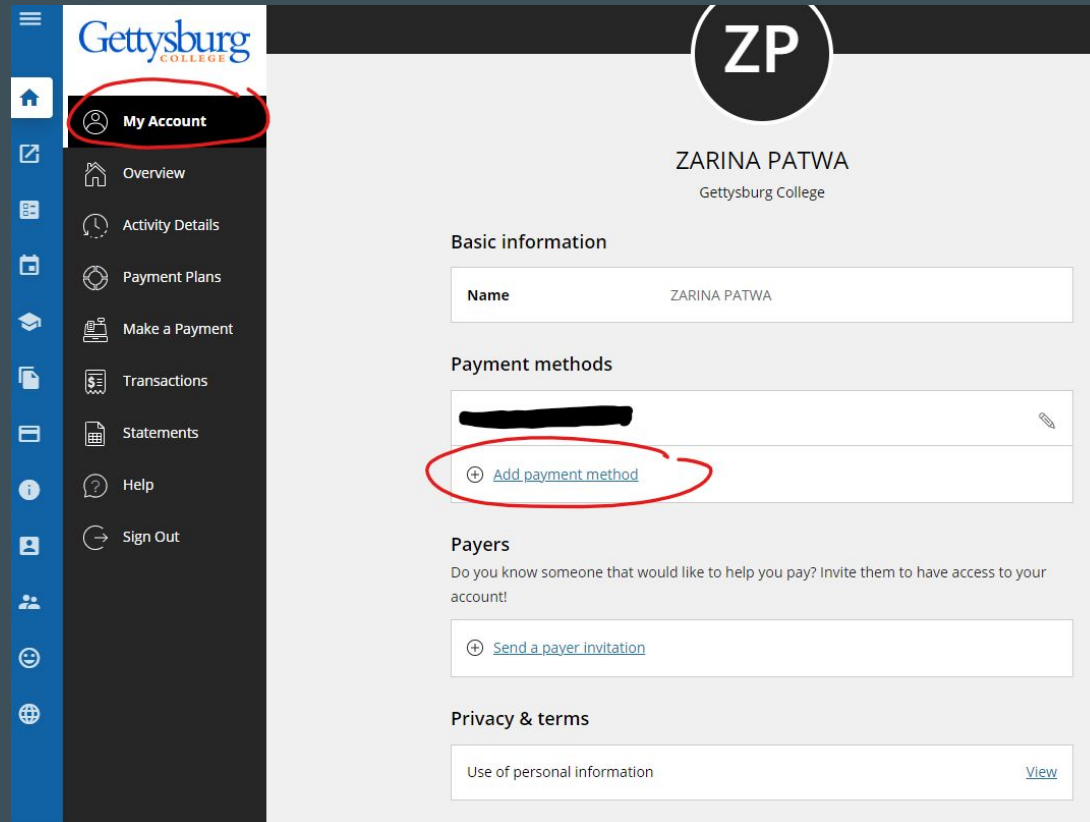
<https://psinfo1.gettysburg.edu/psp/SA8PROD/?cmd=login>

If you are having trouble logging in, call the Gettysburg College IT Helpdesk at 717-337-7000.

In the left hand menu, choose Financials, and then Gburg Billing.



In the left hand menu, choose Account Details and add your payment method.



You can choose to add a credit or debit card, or link a bank account.

If you have a third party paying your tuition, you can invite them to access the payment portal in Account Details.

The screenshot shows the Gettysburg College ZP (Zarina Patwa) account page. The left sidebar contains navigation links: My Account, Overview, Activity Details, Payment Plans, Make a Payment, Transactions, Statements, Help, and Sign Out. The main content area displays account details for ZARINA PATWA, including basic information, payment methods, and a section for adding payers. A red circle highlights the 'Send a payer invitation' link in the 'Payers' section. A modal window titled 'Payer Invitation' is open on the right, showing fields for payer information (first name, last name, email address, confirm email address) and payer access (checkbox for 'Allow access to statements'). The modal also includes a 'Message to payer' field and 'Cancel' and 'Send invitation' buttons.

Gettysburg COLLEGE

ZP

My Account

Overview

Activity Details

Payment Plans

Make a Payment

Transactions

Statements

Help

Sign Out

ZARINA PATWA
Gettysburg College

Basic information

Name ZARINA PATWA

Payment methods

+ Add payment method

Payers

Do you know someone that would like to help you pay? Invite account!

+ Send a payer invitation

Privacy & terms

Use of personal information

My Account

Payer Invitation

Payer information

* First name

* Last name

* Email address

* Confirm email address

Payer access

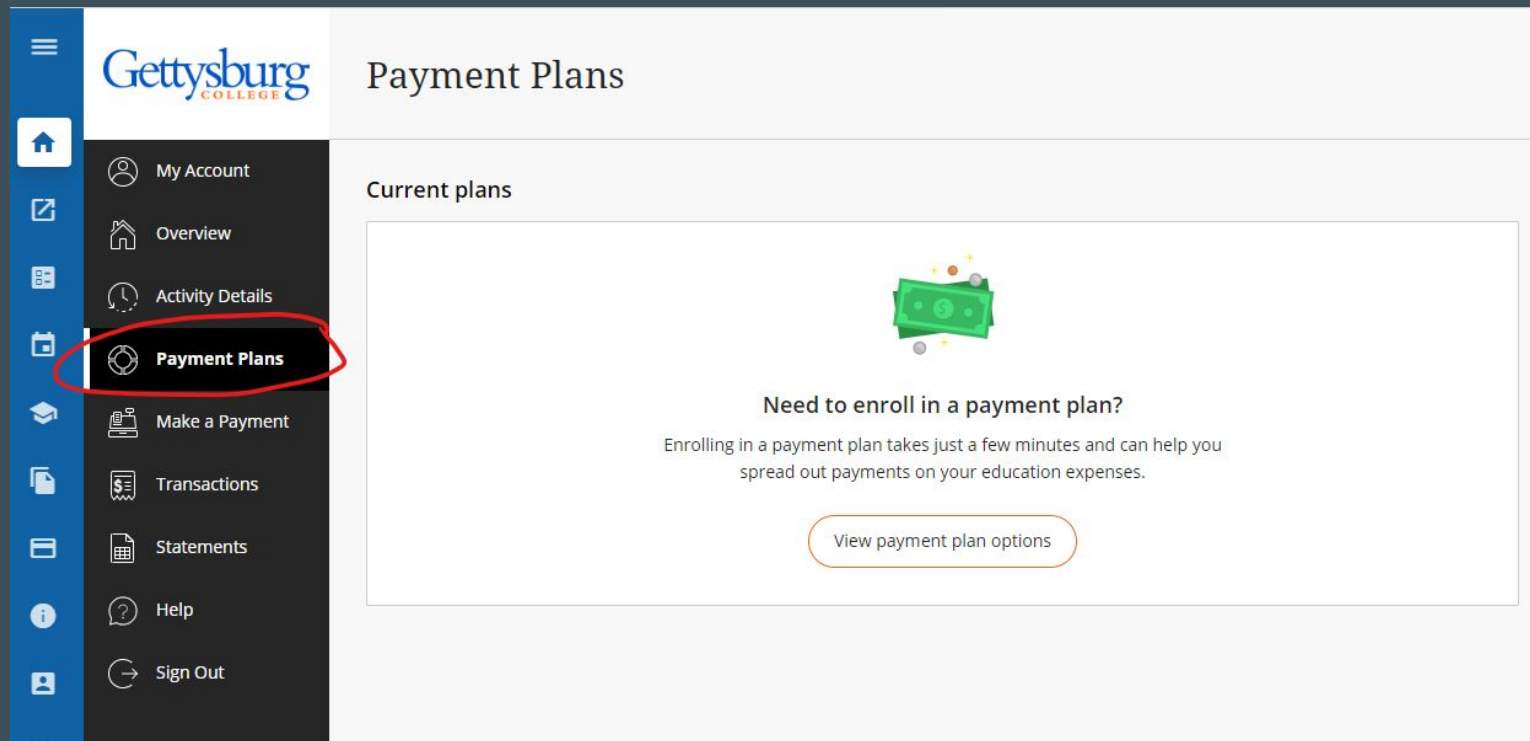
☒ Allow access to statements

Message to payer

Maximum 250 characters

Cancel Send invitation

You can enroll in a payment plan by selecting the option on the left menu as well.



In the left hand menu, choose Make a Payment and enter the amount that you would like to pay. Click Checkout and select your payment method.

The screenshot displays the 'Make a Payment' page of the Gettysburg College portal. On the left, a blue sidebar contains a menu with icons and labels: Home, My Account, Overview, Activity Details, Payment Plans, **Make a Payment** (highlighted), Transactions, Statements, Help, and Sign Out. The main header area shows the 'Gettysburg COLLEGE' logo and the page title 'Make a Payment'. A dark navigation bar indicates 'Step 1 of 3: Pay amount' with a progress indicator showing steps 1, 2, and 3, where step 1 is active. The main content area is titled 'Available items' and features a box labeled 'Additional Payment' with a [View details](#) link.

If you are have questions on completing your payment, setting up a payment plan, or third-party billing, reach out to the Student Accounts Office at Gettysburg College: studentaccounts@gettysburg.edu.

If you have questions about financial aid, please contact the Financial Aid Office at Gettysburg College:
finaid@gettysburg.edu